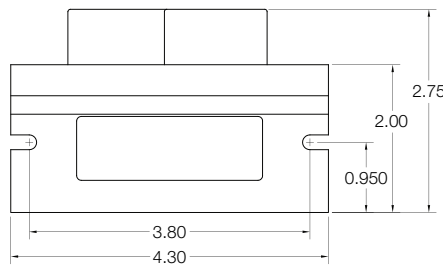
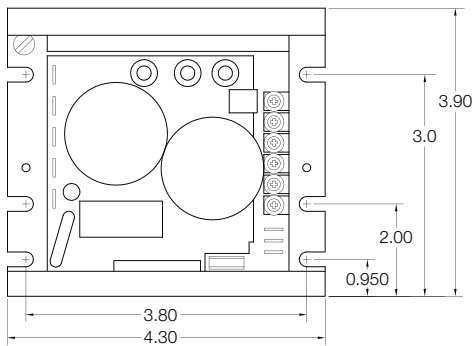


AC INDUCTION MOTOR CONTROL

GROSCHOPP MODEL NUMBER: DA1225K-0

750-10-0000

This control allows equipment to operate with Ground Fault Circuit Interruption circuit breakers or outlets. It saves time, is easy to install, and is simple to operate. It does not require programming and is able to be up and running in less than 10 minutes. This control provides overload protection, allowing motors to last longer by preventing motor burnout and eliminating nuisance tripping. It also saves energy as it only uses the power required for the application. Replacing constant speed with variable speed will significantly reduce energy costs as well.



Units measured in inches



AC LINE INPUT - 115V

Voltage (V), 50/60 Hz – 115

Phase (Ø) – 1

Max Current (A) – 9.6

Fuse/Circuit Breaker Rating (A) – 15

AC LINE INPUT - 208/230V

Voltage (V), 50/60 Hz – 208/230

Phase (Ø) – 1

Max Current (A) – 6.0

Fuse/Circuit Breaker Rating (A) – 10

DRIVE OUTPUT

Voltage Range (V) – 0-230

Phase (Ø) – 3

Max Cont. Load Current (RMS A/Ø) – 2.4

Max Power (hp) – 1/2

Max Power (kW) – 0.37

Diagnostic LEDs

Slip compensation with static auto-tune and boost

Motor overload I²T with RMS current limit

Undervoltage/overvoltage protection

Microcontroller self monitoring and auto-reboot

Features: acceleration, deceleration, brake, inhibit

Jumper selection of drive output frequency

Electric inrush current limit

Industry standard mounting

Finger safe cover

MOV input transient suppression

Short circuit protection

Simple to operate

Speed regulation: $\pm 2.5\%$ base speed

Speed range: 60:1

Length: 3.90 in.

Width: 4.30 in.

Height: 2.75 in.

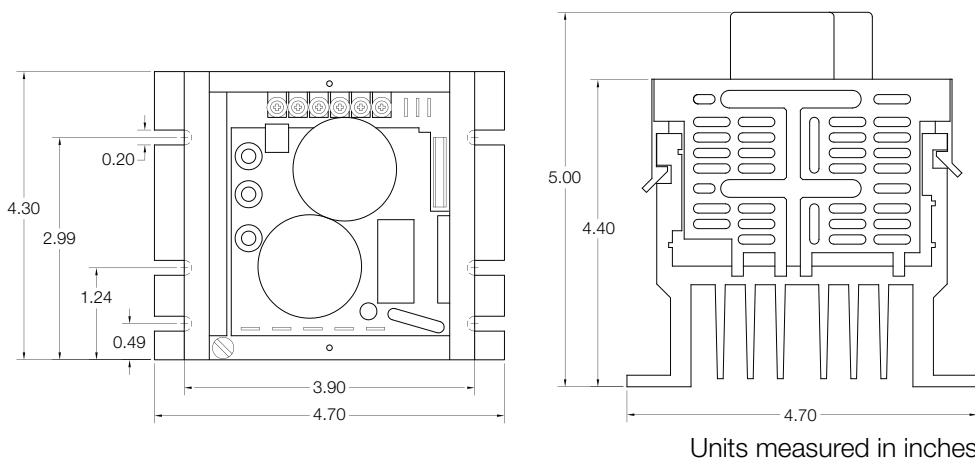
Enclosure Type: Chassis

AC INDUCTION MOTOR CONTROL

GROSCHOPP MODEL NUMBER: DA1230K-0

750-10-0001

This control allows equipment to operate with Ground Fault Circuit Interruption circuit breakers or outlets. It saves time, is easy to install, and is simple to operate. It does not require programming and is able to be up and running in less than 10 minutes. This control provides overload protection, allowing motors to last longer by preventing motor burnout and eliminating nuisance tripping. It also saves energy as it only uses the power required for the application. Replacing constant speed with variable speed will significantly reduce energy costs as well.



AC LINE INPUT - 115V

Voltage (V), 50/60 Hz – 115

Phase (Ø) – 1

Max Current (A) – 14.0

Fuse/Circuit Breaker Rating (A) – 20

AC LINE INPUT - 208/230V

Voltage (V), 50/60 Hz – 208/230

Phase (Ø) – 1

Max Current (A) – 10.0

Fuse/Circuit Breaker Rating (A) – 15

DRIVE OUTPUT

Voltage Range (V) – 0-230

Phase (Ø) – 3

Max Cont. Load Current (RMS A/Ø) – 4.0

Max Power (hp) – 1

Max Power (kW) – 0.75

Diagnostic LEDs

Slip compensation with static auto-tune and boost

Motor overload I²T with RMS current limit

Undervoltage/overvoltage protection

Microcontroller self monitoring and auto-reboot

Features: acceleration, deceleration, brake, inhibit

Jumper selection of drive output frequency

Electric inrush current limit

Industry standard mounting

Finger safe cover

MOV input transient suppression

Short circuit protection

Simple to operate

Speed regulation: $\pm 2.5\%$ base speed

Speed range: 60:1

Length: 4.70 in.

Width: 4.30 in.

Height: 5.0 in.

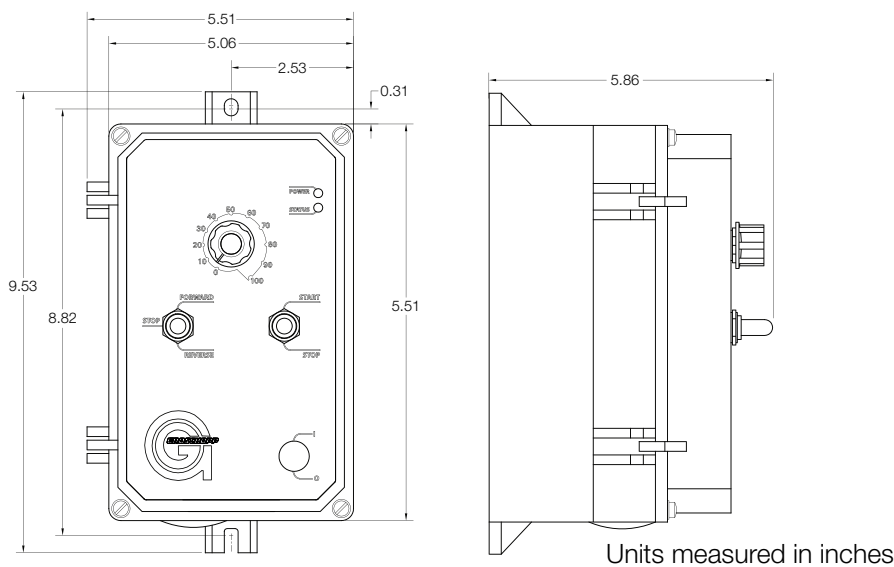
Enclosure Type: Chassis

AC INDUCTION MOTOR CONTROL

GROSCHOPP MODEL NUMBER: DA1230K-4X

750-10-0002

This control allows equipment to operate with Ground Fault Circuit Interruption circuit breakers or outlets. It saves time, is easy to install, and is simple to operate. It does not require programming and is able to be up and running in less than 10 minutes. This control provides overload protection, allowing motors to last longer by preventing motor burnout and eliminating nuisance tripping. It also saves energy as it only uses the power required for the application. Replacing constant speed with variable speed will significantly reduce energy costs as well.



AC LINE INPUT - 115V

Voltage (V), 50/60 Hz – 115

Phase (Ø) – 1

Max Current (A) – 14.4

Fuse/Circuit Breaker Rating (A) – 20

AC LINE INPUT - 208/230V

Voltage (V), 50/60 Hz – 208/230

Phase (Ø) – 1

Max Current (A) – 8.1

Fuse/Circuit Breaker Rating (A) – 15

DRIVE OUTPUT

Voltage Range (V) – 0-230

Phase (Ø) – 3

Max Cont. Load Current (RMS A/Ø) – 3.6

Max Power (hp) – 1

Max Power (kW) – 0.75

Diagnostic LEDs

Slip compensation

Motor overload I²T

Short circuit protection

Undervoltage/overvoltage protection

Motor HP selection jumper

Inrush current limit

Holding torque at zero speed

Industrial duty die-cast aluminum case with hinged cover

Features: acceleration, deceleration, brake, inhibit

Speed regulation: $\pm 2.5\%$ base speed

Speed range: 60:1

Length: 9.53 in.

Width: 5.51 in.

Height: 5.86 in.

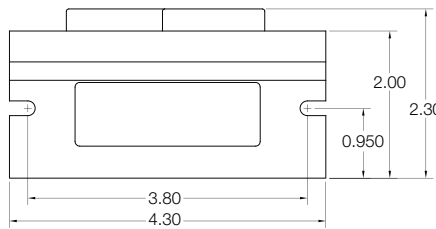
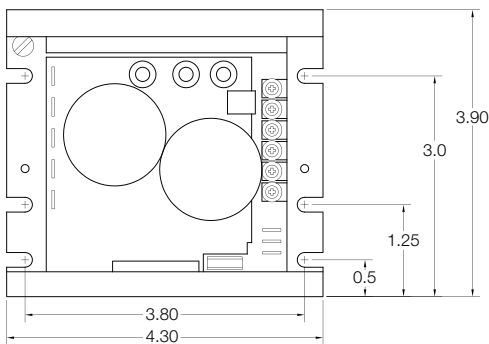
Enclosure Type: NEMA 4X

AC INDUCTION MOTOR CONTROL

GROSCHOPP MODEL NUMBER: DA1215K-0

750-10-0003

This control allows equipment to operate with Ground Fault Circuit Interruption circuit breakers or outlets. It saves time, is easy to install, and is simple to operate. It does not require programming and is able to be up and running in less than 10 minutes. This control provides overload protection, allowing motors to last longer by preventing motor burnout and eliminating nuisance tripping. It also saves energy as it only uses the power required for the application. Replacing constant speed with variable speed will significantly reduce energy costs as well.



Units measured in inches



AC LINE INPUT - 115V

Voltage (V), 50/60 Hz – 115

Phase (Ø) – 1

Max Current (A) – 4.0

Fuse/Circuit Breaker Rating (A) – 5

AC LINE INPUT - 208/230V

Voltage (V), 50/60 Hz – 208/230

Phase (Ø) – 1

Max Current (A) – 2.5

Fuse/Circuit Breaker Rating (A) – 5

DRIVE OUTPUT

Voltage Range (V) – 0-230

Phase (Ø) – 3

Max Cont. Load Current (RMS A/Ø) – 1.0

Max Power (hp) – 0.1

Max Power (kW) – 0.07

Diagnostic LEDs

Slip compensation with static auto-tune and boost

Motor overload I²T with RMS current limit

Undervoltage/overvoltage protection

Microcontroller self monitoring and auto-reboot

Features: acceleration, deceleration, brake, inhibit

Jumper selection of drive output frequency

Electric inrush current limit

Industry standard mounting

Finger safe cover

MOV input transient suppression

Short circuit protection

Simple to operate

Speed regulation: $\pm 2.5\%$ base speed

Speed range: 60:1

Length: 3.90 in.

Width: 4.30 in.

Height: 2.30 in.

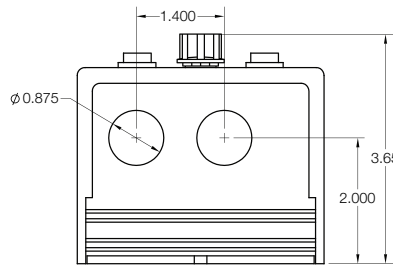
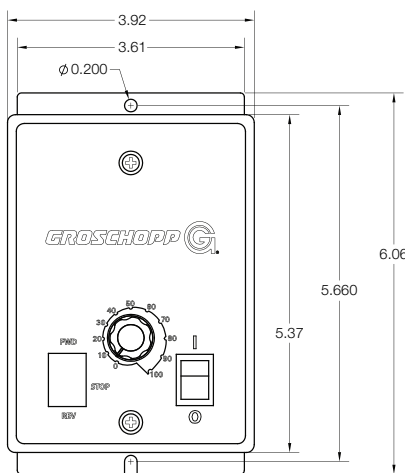
Enclosure Type: Chassis

AC INDUCTION MOTOR CONTROL

GROSCHOPP MODEL NUMBER: DA1225K-1

750-10-0005

This control allows equipment to operate with Ground Fault Circuit Interruption circuit breakers or outlets. It saves time, is easy to install, and is simple to operate. It does not require programming and is able to be up and running in less than 10 minutes. This control provides overload protection, allowing motors to last longer by preventing motor burnout and eliminating nuisance tripping. It also saves energy as it only uses the power required for the application. Replacing constant speed with variable speed will significantly reduce energy costs as well.



Units measured in inches



AC LINE INPUT - 115V

Voltage (V), 50/60 Hz – 115

Phase (Ø) – 1

Max Current (A) – 4.0

Fuse/Circuit Breaker Rating (A) – 15

AC LINE INPUT - 208/230V

Voltage (V), 50/60 Hz – 208/230

Phase (Ø) – 1

Max Current (A) – 6.0

Fuse/Circuit Breaker Rating (A) – 10

DRIVE OUTPUT

Voltage Range (V) – 0-230

Phase (Ø) – 3

Max Cont. Load Current (RMS A/Ø) – 2.2 (115V) and 2.4 (208/230V)

Max Power (hp) – 0.5

Max Power (kW) – 0.37

Diagnostic LEDs

Dual voltage AC line input

Motor overload I²T with RMS current limit

Undervoltage/overvoltage protection

Factory installed on/off AC line switch with main speed potentiometer

Forward-stop-reverse switch

Features: acceleration, deceleration, brake, inhibit

Jumper selection of drive output frequency (J1 & J2)

Automatic and manual start (CON1) and motor direction (CON2)

Electric inrush current limit

Flux vector control with static auto-tune

Regeneration protection

Short circuit protection

Simple to operate

Speed regulation: ±2.5% base speed

Speed range: 60:1

Length: 6.06 in.

Width: 3.92 in.

Height: 3.65 in.

Enclosure Type: IP20